


TRUSTED GUN EXCHANGE

Uploading your Inventory using the FastBound Bridge to TGX!

In Partnership with
FastBound

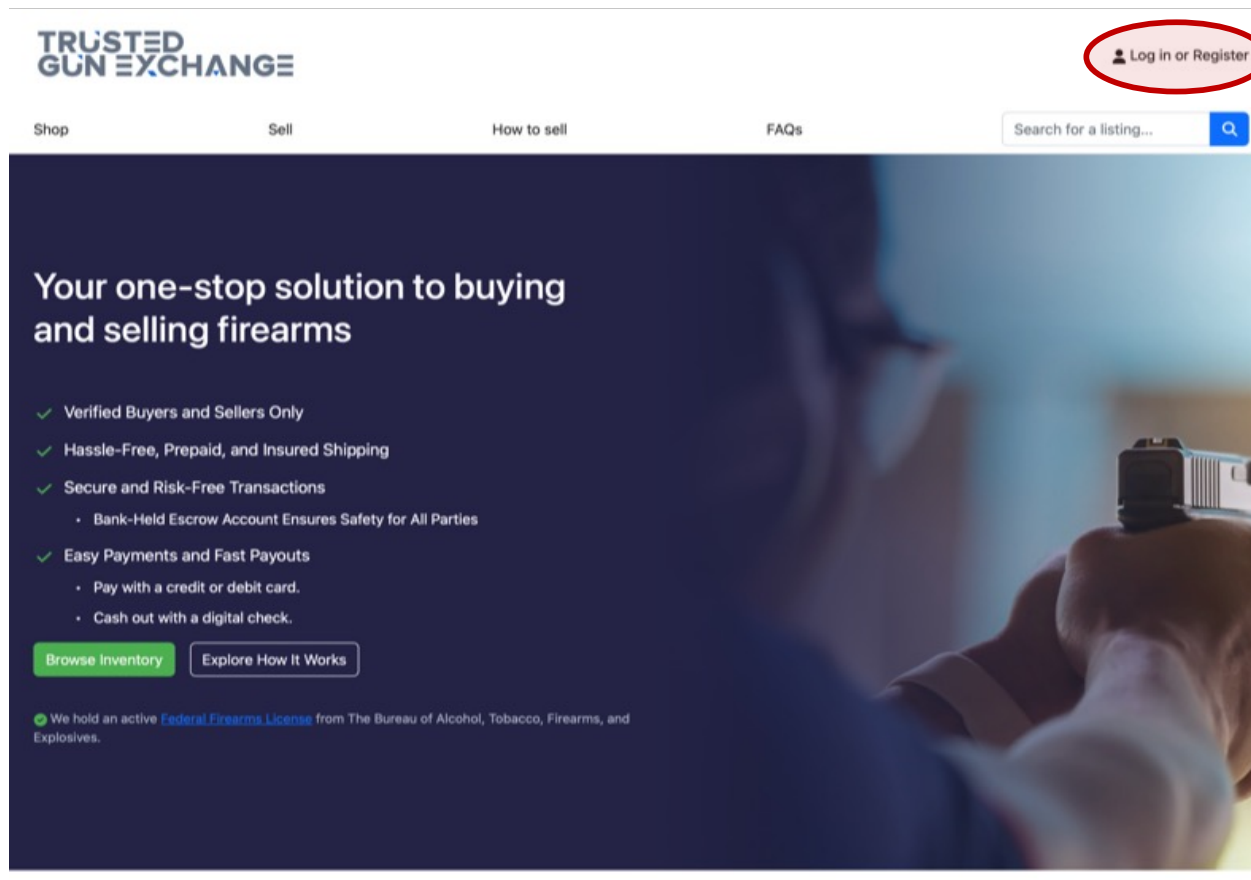




This short presentation provides Step-by-Step instructions on how to upload Inventory from your FastBound A&D Electronic Bound Book to Trusted Gun Exchange



Create an Account in TGX



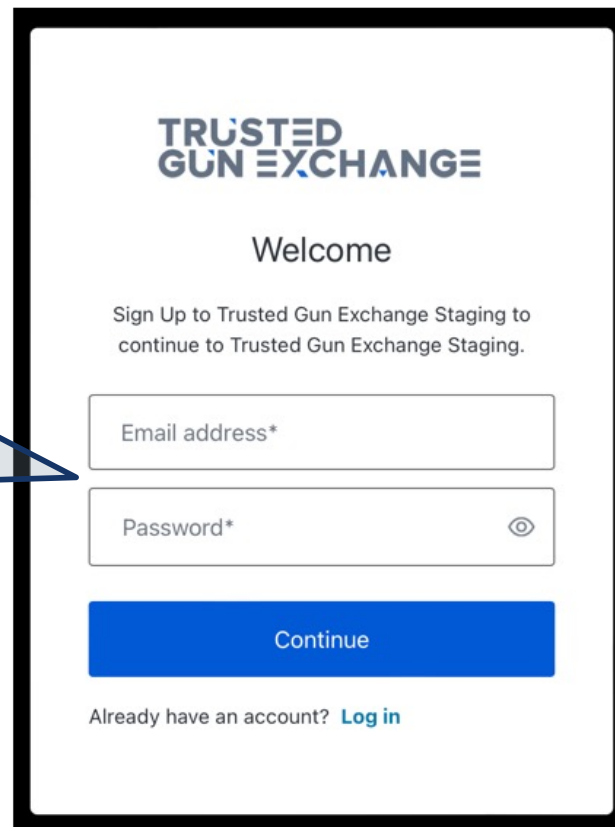
The screenshot shows the TGX website homepage. At the top left is the logo "TRUSTED GUN EXCHANGE". Below it are navigation links: "Shop", "Sell", "How to sell", and "FAQs". On the right, there is a search bar with the placeholder text "Search for a listing..." and a magnifying glass icon. A red circle highlights the "Log in or Register" link in the top right corner. A callout box points from this link to a text box on the right. The main content area features a large image of a person holding a handgun. Overlaid on this image is the text "Your one-stop solution to buying and selling firearms". Below this are several bullet points with checkmarks, describing the platform's features: "Verified Buyers and Sellers Only", "Hassle-Free, Prepaid, and Insured Shipping", "Secure and Risk-Free Transactions" (with a sub-bullet "Bank-Held Escrow Account Ensures Safety for All Parties"), and "Easy Payments and Fast Payouts" (with sub-bullets "Pay with a credit or debit card." and "Cash out with a digital check."). At the bottom of the main content area are two buttons: "Browse Inventory" and "Explore How It Works". A small green icon and text at the bottom left state: "We hold an active [Federal Firearms License](#) from The Bureau of Alcohol, Tobacco, Firearms, and Explosives."

First Step is to
"Register" an
Account with TGX

TGX

Register an Email and Create Password

**Provide your email and
Create a Password.
TGX is highly secure with
encryption.**


A screenshot of the registration page for Trusted Gun Exchange. The page features the TGX logo at the top, followed by a 'Welcome' message and a sign-up prompt. Below this are two input fields: 'Email address*' and 'Password*', with a toggle icon for password visibility. A blue 'Continue' button is positioned below the fields. At the bottom, there is a link for users who already have an account.

**TRUSTED
GUN EXCHANGE**

Welcome

Sign Up to Trusted Gun Exchange Staging to continue to Trusted Gun Exchange Staging.

Email address*

Password* 

Continue

Already have an account? [Log in](#)

TGX

Return to Home Screen after Verifying Email

TRUSTED GUN EXCHANGE

My Account

Shop **Sell** How to sell FAQs

Search for a listing...

Your one-stop solution to buying and selling firearms

- ✓ Verified Buyers and Sellers Only
- ✓ Hassle-Free, Prepaid, and Insured Shipping
- ✓ Secure and Risk-Free Transactions
 - Bank-Held Escrow Account Ensures Safety for All Parties
- ✓ Easy Payments and Fast Payouts
 - Pay with a credit or debit card.
 - Cash out with a digital check.

[Browse Inventory](#) [Explore How It Works](#)

✓ We hold an active [Federal Firearms License](#) from The Bureau of Alcohol, Tobacco, Firearms, and Explosives.

Select "Sell" as
a Next Step

TGX

“I am a FastBound user”


TRUSTED
GUN EXCHANGE

My Account 

Welcome to TGX!

Which kind of user are you?

I am an individual user 

I am a FastBound™ user 

Select “I am a FastBound user”

TGX

Connect your FastBound account with TGX!

Here's how the TGX + FastBound integration will work

1. TGX will securely store the API credentials for your FastBound account.
2. TGX will import the items you have available in FastBound.
3. You choose which items you want to make available on TGX.
4. TGX will list your FastBound items for buyers to purchase!



What happens to the TGX listing if...

- If a buyer purchases the listing on TGX, we will send you automated emails with shipping instructions!
- If you sell the FastBound item somewhere else (ie in person or on another site), simply initiate a disposition for the item in FastBound and TGX will automatically take down the listing on TGX.
- If you want to manually remove a listing from TGX, you can do so easily through the TGX user interface.

Please contact us at contact@trustedgunexchange.com with any questions.

Getting your FastBound credentials

Please follow the steps below to get your FastBound credentials. TGX will securely store the API credentials for your FastBound account.

1. Login to [FastBound](#)
2. In the top right, click on the profile icon 
3. In the dropdown, click on Accounts 
4. Click on the FastBound Account you want to connect to TGX

5. Click on Settings 

6. Enter your FastBound Account Number

Ex: 123456

It should look something like this:

Account Number
123456

7. Generate and enter your FastBound API Key

Ex: abc123...

It should look something like this:

API Key
[Generate](#)

8. Enter your FastBound Account Email (aka Audit User)

Ex: abc@example.com

TODO FASTBOUND sign user terms of service

[Connect My FastBound Account!](#)

Connecting FastBound Account with TGX: Overall Description

Follow the Outline of Steps to Connect your FastBound account with TGX

TGX

It's Time to Add Your Inventory!

TRUSTED GUN EXCHANGE

My Account

Shop Sell How to sell FAQs

Search for a listing...

Filter By

Clear Filters X

Has Attachment Images Has Price \$

Has UPC

Filter By Acquisition Type

- Consignment (0)
- Dealer Transfer (0)
- Gunsmithing (0)
- NFA (0)
- Pawn (0)
- Private Party Transfer (3)
- Purchase (1)
- Return (0)
- Trade (0)

Filter By Location

- Display (0)
- Vault (0)


Clear Filters X

Add Your Inventory from FastBound to TGX

Filters: Has Attachment Image x Has Price x Has UPC x Acquisition Type - Consignment x Acquisition Type - Dealer Transfer x Acquisition Type - Private Party Transfer x Acquisition Type - Purchase x

Remove Filters

Select Items to Add

Select All	Default Image	Make	Model	Price	Serial #	UPC	MPN	SKU	Caliber	Barrel Length	Overall Length
<input type="checkbox"/>		SIG SAUER	P320	\$500	12345	798681663880	12345	12345	9MM	5	5

Acid as Available listing

Imported FastBound attachment

Showing 1 of 1 Rows

Page 1 of 1

Select Items to Add

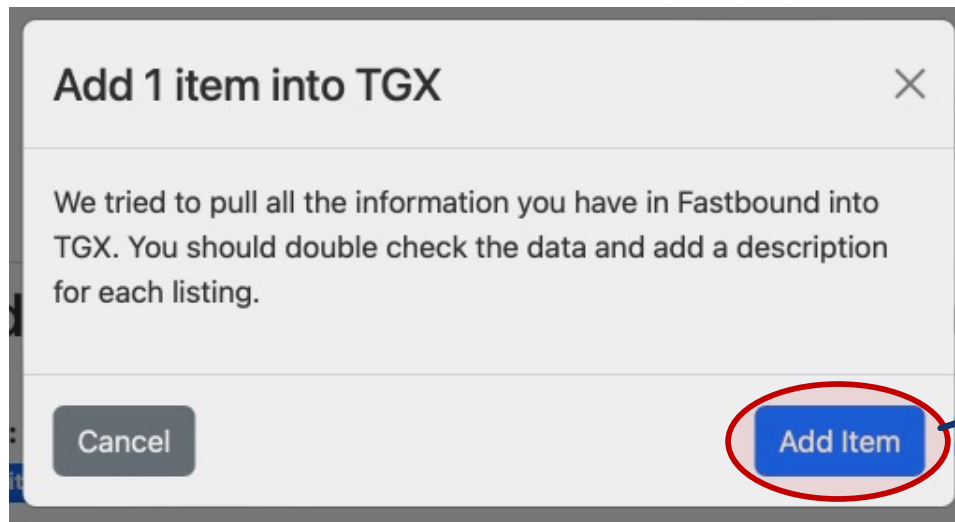
You can Adjust Filters to Find Specific Firearms

Buttons to Upload

Check the Box for the Item(s) to Upload for Sale

TGX

You're Ready to Add Item

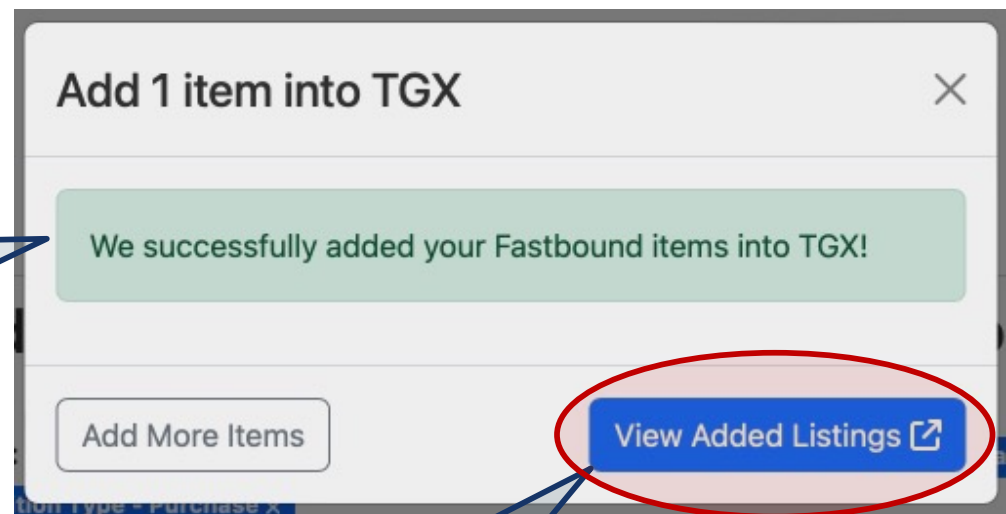


Ready to Add

TGX

Successful Upload!

You should see this with a
Successful Upload!
Your Item is Posted for Sale!



View your Listing!

TGX

Posted for Sale!

We Successfully Added Your Fastbound Items into TGX!

Copy Table

Image



Make

Model

Price

Price

Status

SIG SAUER

P320

P320

\$500

Available

It's Posted on TGX and Available for Sale

TGX



Contact us with Questions!

Email: contact@trustedgunexchange.com

Call or Text: 617-299-9692

TGX

TRUSTED GUN EXCHANGE

In Partnership with
FastBound

